



myExperience Report

Semester 2, 2019

Faculty: UNSW Canberra at ADFA

School: UC Engineering & Info Tech

Course: ZEIT3506 Systems Engineering/Management

Evaluation period: Oct 14 2019 12:00AM - Nov 1 2019 12:00AM

Teacher Report: Ripon Chakrabortty

Response Data for Ripon Chakrabortty

Overall I was satisfied with the quality of this person's teaching	
Statistics	Value
Response Count	22

Comparison of results for "Overall I was satisfied with the quality of this person's teaching"

This teacher: Ripon Chakrabortty

Overall I was satisfied with the quality of this person's teaching				
Options	Count	Percentage	Statistics	Value
Strongly disagree	1	4.5%	Mean	4.59
Disagree	0	0.0%	Median	5.00
Moderately disagree	0	0.0%	Standard Deviation	0.96
Moderately agree	6	27.3%	% Agreement	95.5%
Agree	14	63.6%		
Strongly agree	1	4.5%		

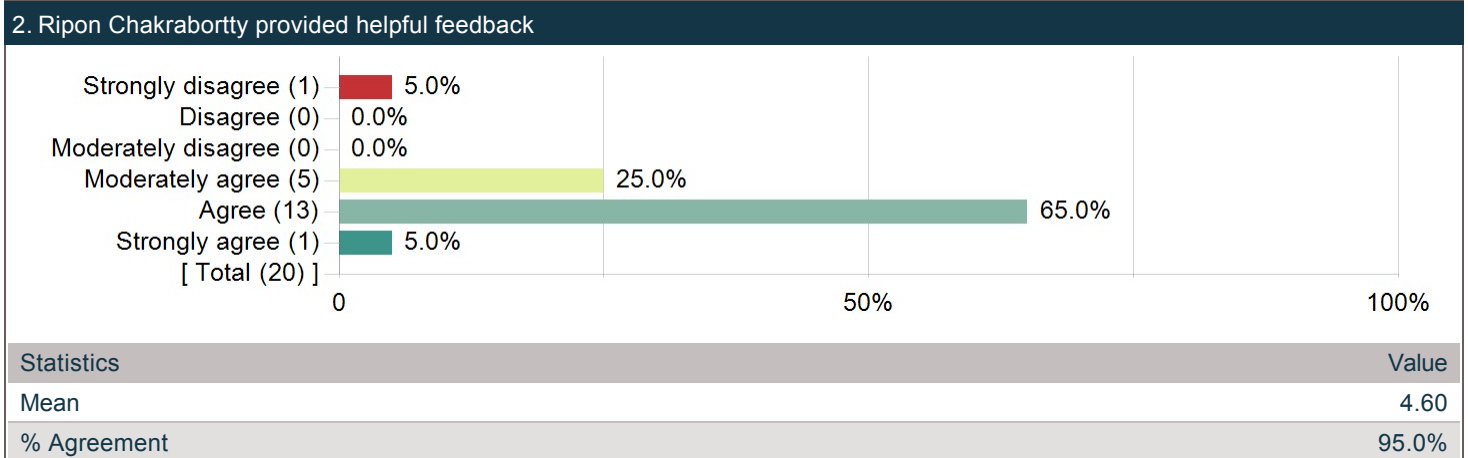
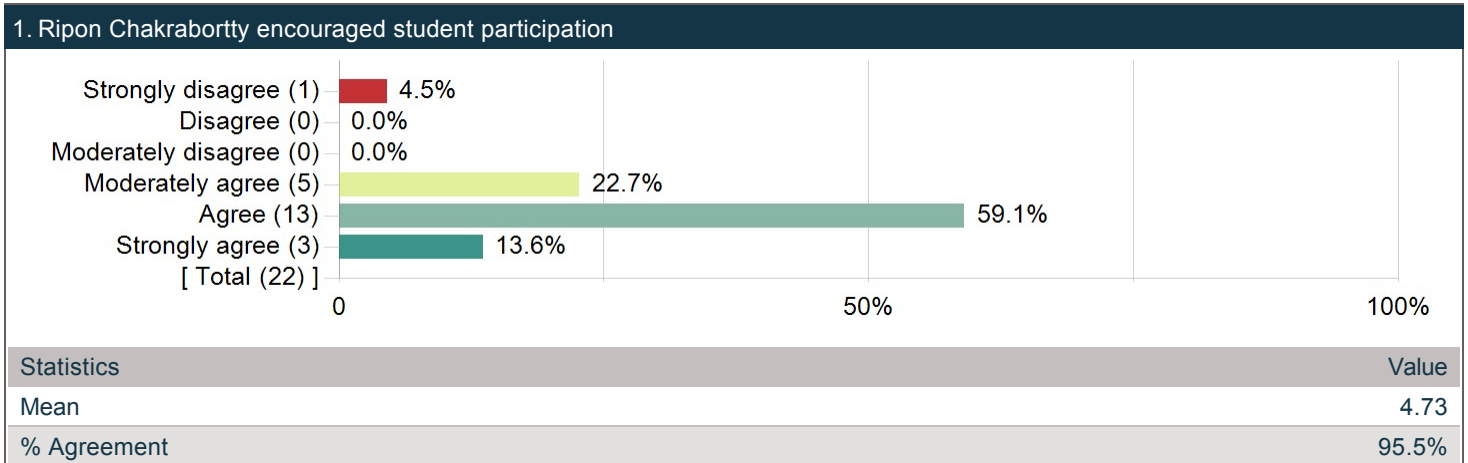
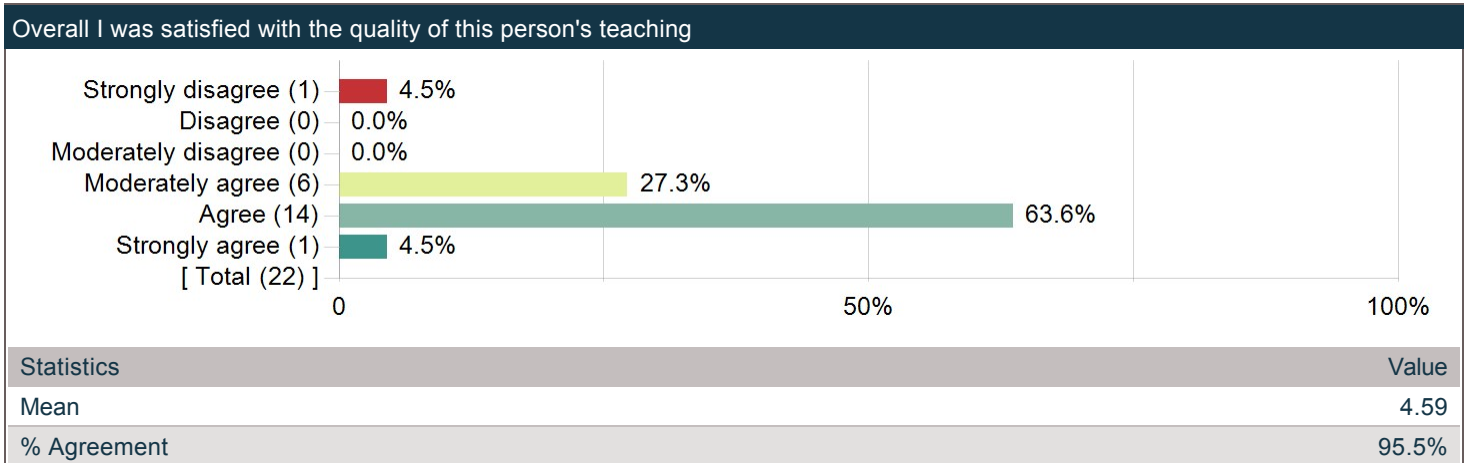
SCHOOL: UC Engineering & Info Tech

Overall I was satisfied with the quality of this person's teaching			
Options	Percentage	Statistics	Value
Strongly disagree	3.2%	Mean	4.72
Disagree	4.8%	Median	5.00
Moderately disagree	7.2%	Standard Deviation	1.27
Moderately agree	16.4%	% Agreement	84.8%
Agree	38.6%		
Strongly agree	29.8%		

FACULTY: UNSW Canberra at ADFA

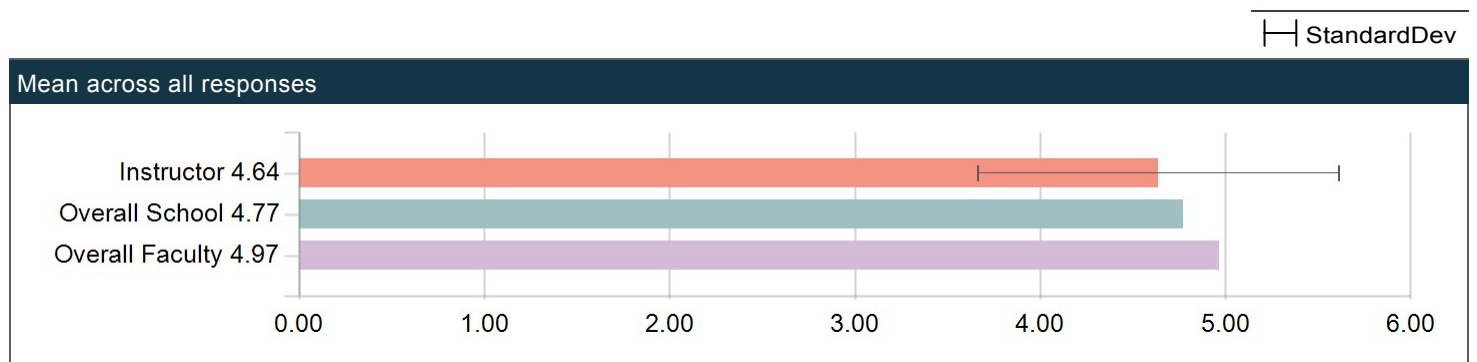
Overall I was satisfied with the quality of this person's teaching			
Options	Percentage	Statistics	Value
Strongly disagree	2.3%	Mean	4.93
Disagree	3.1%	Median	5.00
Moderately disagree	5.3%	Standard Deviation	1.16
Moderately agree	14.3%	Standard Error (base on SD)	0.02
Agree	38.8%	% Agreement	89.3%
Strongly agree	36.3%		

Overall I was satisfied with the quality of Ripon Chakrabortty's teaching



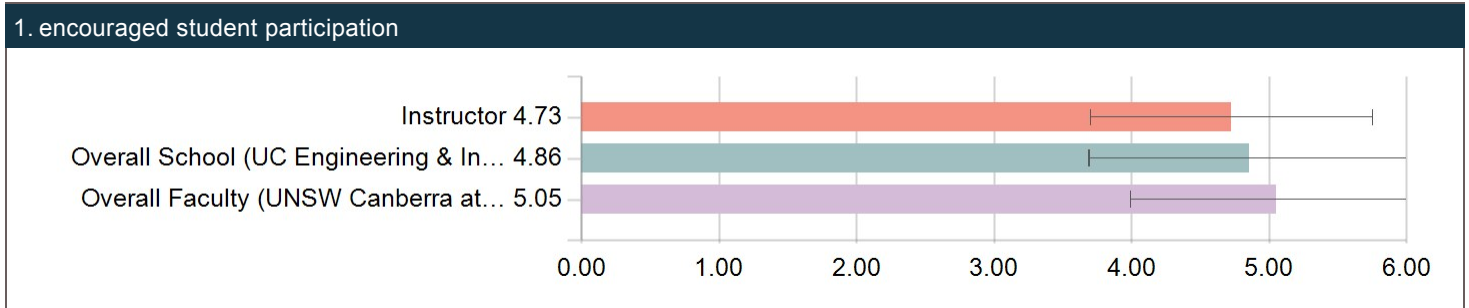
Comparison Statistics

Mean (average student responses between 1 and 6) and StandardDev (Standard deviation of student responses) are used for comparison statistics between Teacher, School, Faculty and University.



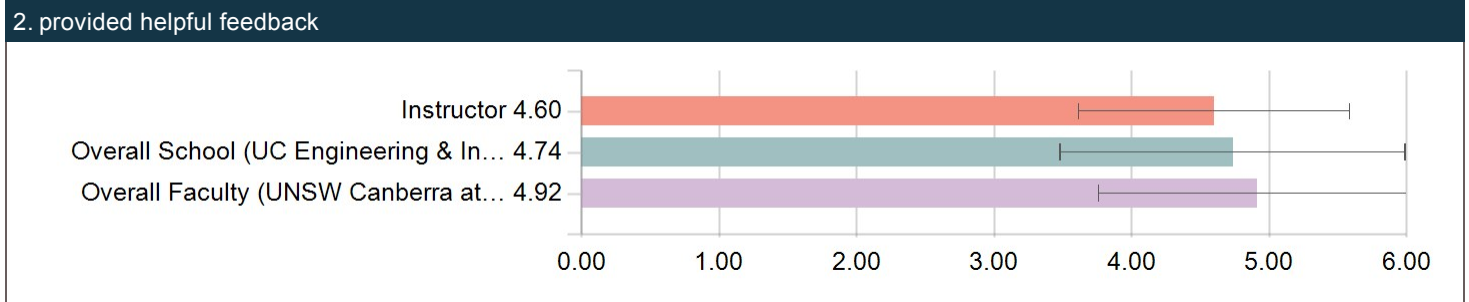
Comparison Statistics (continued)

Mean (average student responses between 1 and 6) and StandardDev (Standard deviation of student responses) are used for comparison statistics between Teacher, School, Faculty and University.



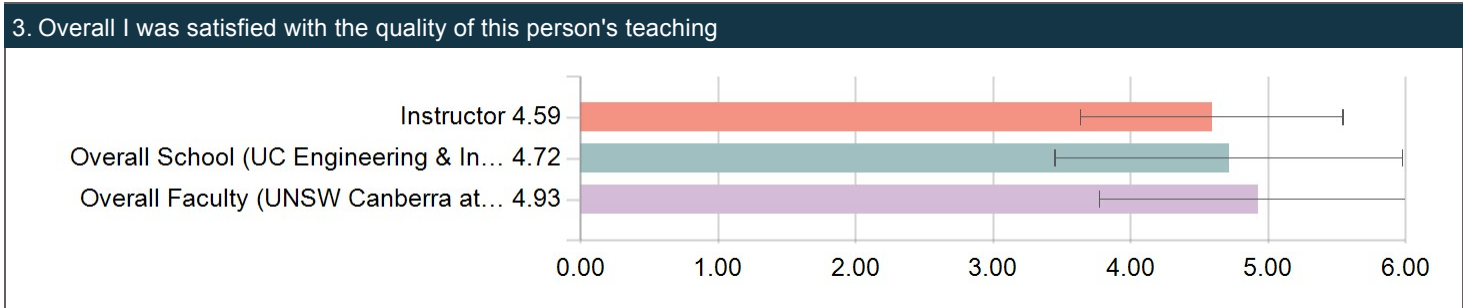
Comparison Statistics (continued)

Mean (average student responses between 1 and 6) and StandardDev (Standard deviation of student responses) are used for comparison statistics between Teacher, School, Faculty and University.



Comparison Statistics (continued)

Mean (average student responses between 1 and 6) and StandardDev (Standard deviation of student responses) are used for comparison statistics between Teacher, School, Faculty and University.



Raw comment data

The best features of Ripon Chakrabortty's teaching were

Comments
Very passionate and helpful
Everytime he calls someone brother. Good dude, tried to teach the content as best he could.
He explains the concepts very well and he goes through material thoroughly.
KNnowledge of subject
Ran the tutorials well, provided some feedback on work completed.
Was passionate about teaching the topic.
He knew the content

Ripon Chakrabortty's teaching could be improved by

Comments
control of the class
Could not control a classroom.
He was out of touch with class, not responding to the students needs and carrying on with the class plan, following it to the letter. It seemed like the focus was on carrying out the lesson plan rather than actually teaching the content.